

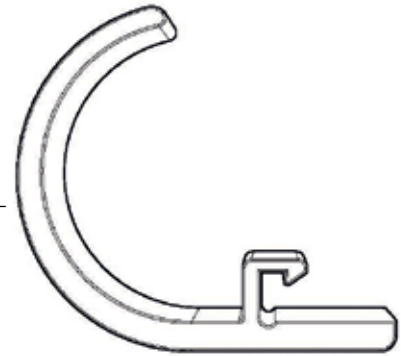
Proklip-Q

Mounting Instruction

Item No.: 129012-001


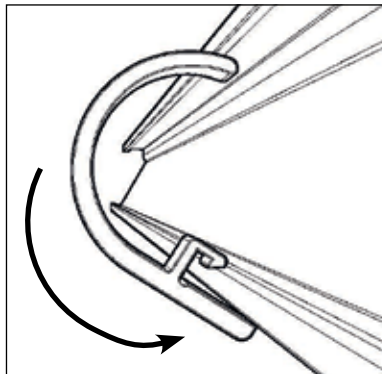
For running cables along the module-bearing rail by clipping these in to the lower flange of the rail

Proklip-Q



Mount cable clip

- Tilt and insert the cable clip (straight side down) onto the bottom flange of the rail.
- Push in firmly



Compatible with rails:

FS-In 40, Carport inlay, module-bearing rail S, Optibond module-bearing profile

Compatible with systems:

FS, FS-In, IsoTop, PvMax3, Carpot, Special projects

For further information relating to our systems, please refer to our website: www.schletter.eu and go to the download area.