






Inquiry regarding a facade solar plant – Checklist EN

We thank you for your interest in our systems. Please enter all information requested in the form below so that we can create an offer that fits your requirements as accurately as possible. The marked gaps are → **mandatory fields!**

<p>Company data</p> <p>→ _____ Customer number</p> <p>→ _____ Company name</p> <p>If you are a new customer, please enter your company and contact data</p> <p>_____ Company</p> <p>_____ Street</p> <p>_____ Postal code _____ Town/ city</p> <p>_____ Country</p> <p>_____ VAT ID</p>	<p>Contact person</p> <p>_____ First name</p> <p>_____ Last name</p> <p>_____ Telephone</p> <p>_____ Mobile</p> <p>_____ Fax</p> <p>_____ E-mail</p> <p>Project information</p> <p>_____ Project name</p>
--	---

Terrain category

				
<input type="radio"/> Terrain category 0 Sea, coastal area exposed to the open sea	<input type="radio"/> Terrain category I Lakes or area with negligible vegetation and without obstacles	<input type="radio"/> Terrain category II Area with low vegetation such as grass and isolated obstacles (trees, buildings) with separations of at least 20 obstacle heights	<input type="radio"/> Terrain category III Area with regular cover of vegetation or buildings or with isolated obstacles with separations of max. 20 obstacle heights (such as villages, suburban terrain, permanent forest)	<input type="radio"/> Terrain category IV Area in which at least 15% of the surface is covered with buildings and their average height exceeds 15m

<p>Geographic data</p> <p>→ _____ Postal code _____ Town/ city</p> <p>_____ Country</p> <p>_____ Height above sea level (m) → _____ Mounting height above top ground surface (m)</p> <p>_____ Roof parapet height</p>	<p>Exposed location (for example isolated buildings on hills)</p> <p><input type="radio"/> yes <input type="radio"/> no</p> <p>Solar plants outside of Germany</p> <p>_____ Basic snow load in kN/m²</p> <p>_____ Wind load in kN/m²</p>	<p>Wall mounting</p> <p><input type="radio"/> parallel <input type="radio"/> inclined</p> <p>Inclination</p> <p>→ _____ Inclination angle towards the horizontal</p>
--	--	--

Inquiry regarding a facade solar plant – Checklist EN

<p>Wall</p> <p>Information on the mounting substructure (concrete, metal, ...)</p> <p>_____</p> <p>_____</p> <p>_____</p> <p><small>Horizontal center-to-center distance between the fastening possibilities on the vertical structural elements</small></p>	<p>Module clamping</p> <p>Clamping at the</p> <p><input type="radio"/> L - long side</p> <p><input type="radio"/> S - short side</p> <p><small>(Approval by module producer producer required)</small></p> <p>Module arrangement</p> <p><input type="radio"/> vertical</p> <p><input type="radio"/> horizontal</p>	<p>Modules</p> <p>_____</p> <p>Manufacturer</p> <p>_____</p> <p>Module name</p> <p>_____</p> <p>Module power (Wp)</p> <p>→ _____ → _____ → _____</p> <p>Length (mm) Width (mm) Thickness (mm)</p> <p>_____</p> <p>Modules per row Rows</p>
---	--	--

Module layout plan (Sketch of the roof area; arrangement of the modules; with all required dimensions and data; shadowing has to be taken into account; total length north-south, further information, vertical/horizontal mounting)

Thank you for taking the time to provide us with all required information.
 Please fill in the check list completely and send it to us so that we can create your calculation as quick as possible.
 Please send the check list by fax to +49 8072 9191-9200 or by e-mail to anfrage@schletter.de!

Do you need further information? www.schletter.eu

