

FixT / FixE – Checklist EN

We thank you for your interest in our systems. Please enter all the information requested in the form below to allow us to create an offer that fits your requirements as accurately as possible. The marked gaps are → **mandatory fields!**

Company data

→ _____
Customer number

→ _____
Company name

If you are a new customer, please enter your company and contact data

_____ Company

_____ Street

_____ Postal code _____ Town/city

_____ Country

_____ VAT ID

Contact person

_____ First name

_____ Last name

_____ Telephone

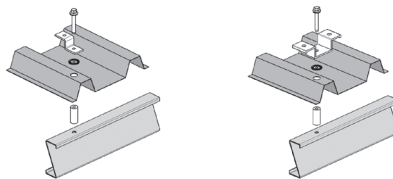
_____ Mobile

_____ Fax

_____ E-mail

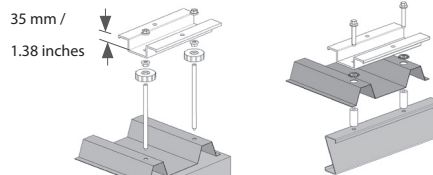
FixT fastening designs

113004-000 FixT size 1
Single fastening kit



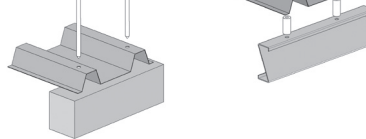
113005-000 FixT size 2
Twin fastening kit

For distances between crown centers up to 250 mm / 9.84 inches; up to hanger bolt size M10



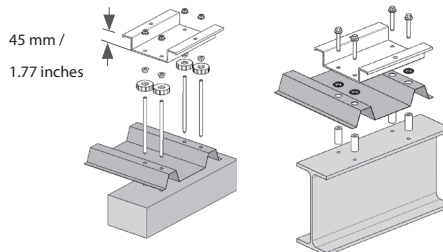
113006-000 FixT size 3
Twin fastening kit

For distances between crown centers of more than 250 mm / 9.84 inches



113007-000 FixT size 4
quadruple fastening kit

For distances between crown centers up to 250 mm / 9.84 inches

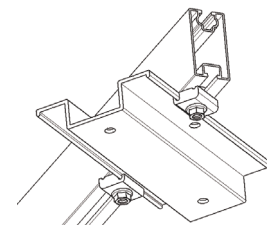


113008-000 FixT size 5
quadruple fastening kit

For distances between crown centers of more than 250 mm / 9.84 inches

FixT

- Z profile
- Cap profile
- Cap profile with mounting claws
- without (for example direct supports)
- FixT kit with hanger bolt kit
(for extra uneven timber purlin roofs)

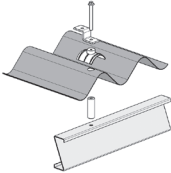


View of mounting claws (at the left and at the right of the cap profile)

FixT / FixE – Checklist EN

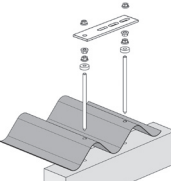
FixE fastening designs

111006-000 FixE size 1
Single fastening kit



111007-000 FixE size 2
Twin fastening kit plate

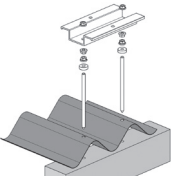
For distances between crown centers of 133 and 177 mm, +/- 10 mm / of 5.24 and 6.97 inches, +/- 0.4 inches; slotted holes allow for adjustment



Please note: Twin fastening kit for corrugated roofs

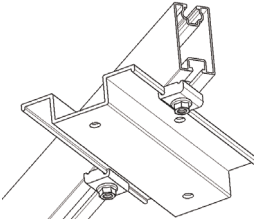
111008-000 FixE size 3
Twin fastening kit cap profile

Production according to checklist



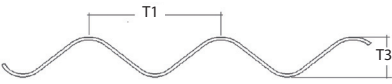
FixE

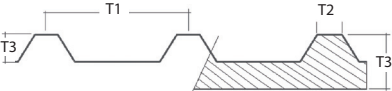
- Z profile
- Cap profile
- Cap profile with mounting claws
- without (for example direct supports)




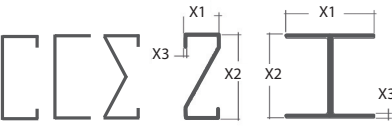
View of mounting claws (at the left and at the right of the cap profile)

Support area

 **FixE Eternit**

 **FixT Trapezium**

 **Wood**

 **Steel**

(T1) grid (mm)

⚠ not applicable with Eternit

(T2) width (mm)

(a) height (mm)

(X1) width (mm)

(X2) height (mm)

⚠ not applicable with wood

(X3) thickness (mm)

Please note that one bolt and one nut M10 for the fastening of the profile are already included.
A second bolt and nut are to be ordered separately!

Thank you for taking the time to provide us with all required information.
Please fill in the check list completely and send it to so that we can create your calculation as quick as possible.
Please send the check list by fax to +49 8072 9191-9200 or by e-mail to anfrage@schletter.de!

Do you need further information? www.schletter.eu